

7:20

**Time  
PowerPoint Game**

Telling Time      8:45

6:55                      9:30

### How to Play

- Choose a category and click on it.
- Click 'Answer' box for answer.
- Click 'Scoreboard' to go back to scoreboard.
- Questions already answered should disappear automatically.
- Scores are to be TYPED IN.
- Scores can be typed during Slideshow mode!
- Final Jeopardy Question is at the top right.
- You can adjust the Final jeopardy answer as you see fit!
- There is a 'Thanks for Playing' animation on the last slide.

**Scoreboard**

End


Draw the time	Time to the hour	Time to the half hour	Time to 5 minutes	About Clocks
\$100	\$100	\$100	\$100	\$100
\$200	\$200	\$200	\$200	\$200
\$300	\$300	\$300	\$300	\$300
\$400	\$400	\$400	\$400	\$400
\$500	\$500	\$500	\$500	\$500
Team A 000	Team B 000	Team C 000	Team D 000	

### Draw the Time - \$100

Draw this time on a clock.

1:00

Answer




Scoreboard

### Draw the Time - \$200

Draw this time on a clock.

3:30

Answer




Scoreboard

### Draw the Time - \$300

Draw this time on a clock.


6:45

Answer




Scoreboard

**Draw the Time - \$400**  
Draw this time on a clock.  
8:20




**Answer** **Scoreboard**

**Draw the Time - \$500**  
Draw this time on a clock.  
11:55




**Answer** **Scoreboard**

**Time to the Hour - \$100**  
What time is it?




**Answer** 4:00 **Scoreboard**

**Time to the Hour - \$200**  
What time is it?




**Answer** 6:00 **Scoreboard**

**Time to the Hour - \$300**  
What time is it?



**Answer** 8:00 **Scoreboard**


**Time to the Hour - \$400**  
What time is it?



**Answer** 10:00 **Scoreboard**

**Time to the Hour - \$500**


What time is it?



**Answer** 12:00 **Scoreboard**

**Time to the Half Hour - \$100**


What time is it?



**Answer** 1:30 **Scoreboard**

**Time to the Half Hour - \$200**


What time is it?



**Answer** 5:30 **Scoreboard**

**Time to the Half Hour - \$300**


What time is it?



**Answer** 7:30 **Scoreboard**

**Time to the Half Hour - \$400**

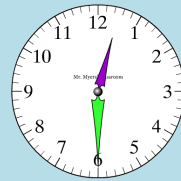
What time is it?



**Answer** 9:30 **Scoreboard**

**Time to the Half Hour - \$500**


What time is it?



**Answer** 12:30 **Scoreboard**

**Time to 5 minutes- \$100**

What time is it?




2:05

Answer                      Scoreboard

Detailed description: A square card with a blue and white diamond border. The background is light blue. At the top, it says 'Time to 5 minutes- \$100'. Below that is the question 'What time is it?'. In the center is a circular analog clock with numbers 1-12. The hour hand is between 2 and 3, and the minute hand is pointing at 1. Below the clock is the time '2:05'. At the bottom left is a green box with 'Answer' and a line for writing. At the bottom right is a red box with 'Scoreboard'.

**Time to 5 minutes- \$200**

What time is it?




3:10

Answer                      Scoreboard

Detailed description: A square card with a blue and white diamond border. The background is light blue. At the top, it says 'Time to 5 minutes- \$200'. Below that is the question 'What time is it?'. In the center is a circular analog clock with numbers 1-12. The hour hand is between 3 and 4, and the minute hand is pointing at 2. Below the clock is the time '3:10'. At the bottom left is a green box with 'Answer' and a line for writing. At the bottom right is a red box with 'Scoreboard'.

**Time to 5 minutes- \$300**

What time is it?




9:25

Answer                      Scoreboard

Detailed description: A square card with a blue and white diamond border. The background is light blue. At the top, it says 'Time to 5 minutes- \$300'. Below that is the question 'What time is it?'. In the center is a circular analog clock with numbers 1-12. The hour hand is between 9 and 10, and the minute hand is pointing at 5. Below the clock is the time '9:25'. At the bottom left is a green box with 'Answer' and a line for writing. At the bottom right is a red box with 'Scoreboard'.

**Time to 5 minutes- \$400**

What time is it?




6:40

Answer                      Scoreboard

Detailed description: A square card with a blue and white diamond border. The background is light blue. At the top, it says 'Time to 5 minutes- \$400'. Below that is the question 'What time is it?'. In the center is a circular analog clock with numbers 1-12. The hour hand is between 6 and 7, and the minute hand is pointing at 8. Below the clock is the time '6:40'. At the bottom left is a green box with 'Answer' and a line for writing. At the bottom right is a red box with 'Scoreboard'.

**Time to 5 minutes- \$500**

What time is it?




11:50

Answer                      Scoreboard

Detailed description: A square card with a blue and white diamond border. The background is light blue. At the top, it says 'Time to 5 minutes- \$500'. Below that is the question 'What time is it?'. In the center is a circular analog clock with numbers 1-12. The hour hand is between 11 and 12, and the minute hand is pointing at 10. Below the clock is the time '11:50'. At the bottom left is a green box with 'Answer' and a line for writing. At the bottom right is a red box with 'Scoreboard'.

**About Clocks - \$100**

Is this a digital or analog clock?




Analog

Answer                      Scoreboard

Detailed description: A square card with a blue and white diamond border. The background is light blue. At the top, it says 'About Clocks - \$100'. Below that is the question 'Is this a digital or analog clock?'. In the center is a circular analog clock with Roman numerals I-XII. The hour hand is between XI and XII, and the minute hand is pointing at VI. Below the clock is the word 'Analog'. At the bottom left is a blue box with 'Answer' and a line for writing. At the bottom right is a red box with 'Scoreboard'.

**About Clocks - \$200**

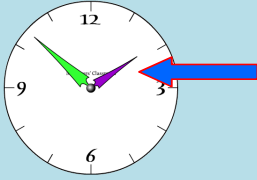
Is this a digital or analog clock?



**Answer**     Digital     **Scoreboard**

**About Clocks - \$300**

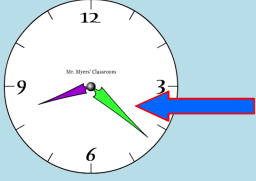
What part of a clock is the hour hand?



**Answer** **Scoreboard**

**About Clocks - \$400**

What part of a clock is the minute hand?



**Answer** **Scoreboard**

**About Clocks - \$500**

What part does AM and PM stand for?

**AM means before morning**  
**PM means after noon**

**Answer** **Scoreboard**

**Terms of Use**

You may use this game for your classroom.

Please do not share if you did not purchase multiple licenses. Do not alter them in any way.

Please do not copy or resell my products!

Please vote for my product!

Become a Follower on [TpT](#), [Pinterest](#), [YouTube](#), [my Blog](#), and [Facebook](#) to win prizes.

Happy Teachings!

**Thanks for playing!**