

# Identifying Fraction

## Students vs. Students

3.NF.1

GO

# How to Play

- Divide your class into groups.
- Choose a group to go first.
- Start with the first question.
- Click "Answer" box for answer.
- Click "Board" to go back to scoreboard.
- Click "Quit" to quit the game at any time.
- Click "Done" when all questions have been answered.
- Questions already answered should disappear automatically.
- Scores are added by touching "0"
- Scores only go up. Points cannot taken away.

GO

## Done Question Board Stop

Question 1	Question 2	Question 3	Question 4	Question 5
Question 6	Question 7	Question 8	Question 9	Question 10
Question 11	Question 12	Question 13	Question 14	Question 15
Question 16	Question 17	Question 18	Question 19	Question 20
Question 21	Question 22	Question 23	Question 24	Question 25

Team A 0 Team B 0 Team C 0 Team D 0

## Question 1

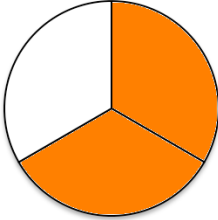
What fraction is represented below?

=

$$\frac{1}{2}$$

ANSWER BOARD

**Question 2**  
What fraction is represented below?



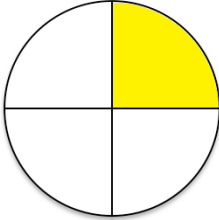
=

$$\frac{2}{3}$$

**ANSWER** **BOARD**

©2014 PowerpointGaming

**Question 3**  
What fraction is represented below?



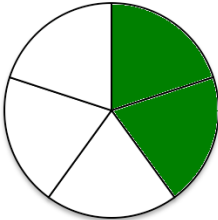
=

$$\frac{1}{4}$$

**ANSWER** **BOARD**

©2014 PowerpointGaming

**Question 4**  
What fraction is represented below?



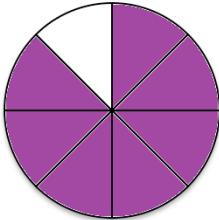
=

$$\frac{2}{5}$$

**ANSWER** **BOARD**

©2014 PowerpointGaming

**Question 5**  
What fraction is represented below?



=

$$\frac{7}{8}$$

**ANSWER** **BOARD**

©2014 PowerpointGaming