



**This game can be played on any device that has Microsoft PowerPoint, including PC computers, MacBooks, tablets and iPads.**

**This game works best in small groups or one-on-one practice with the teacher.**

**DIVISION**  
4 DIGIT BY 2 DIGIT  
A Click & Go Game

5.NBT.6

GO

© 2020 Teacher Gameroom

**A Click and Go** is a game where questions are answered. There's no scoreboard. Just questions and answers.

Simple directions allow anyone, student, teacher, or even a substitute, to operate.

## How to Play

- Start with the first question.
- Click the "Answer" button for the answer.
- Click the "Next" button to go back to the next button.
- Click the "Stop" button to exit the game.
- Click the "Back" when all questions have been answered.

LET'S PLAY

© 2020 Teacher Gameroom

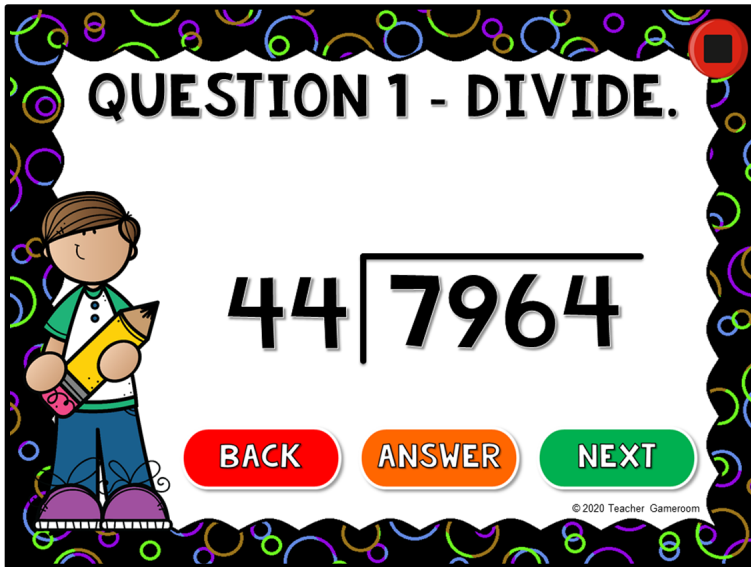
QUESTION 1 - DIVIDE.

44 | 7964


BACK ANSWER NEXT

© 2020 Teacher Gameroom

There are up to 40 questions per game, depending on the topic of the game.



QUESTION 1 - DIVIDE.

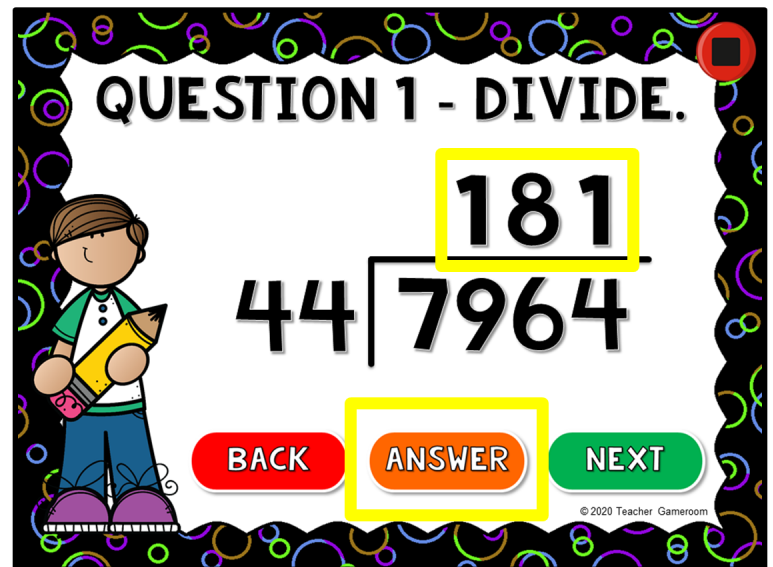

$$44 \overline{)7964}$$

BACK ANSWER NEXT


© 2020 Teacher Gameroom

Students are given a question to answer. There's one question per slide.

Click on the "Answer Button" to reveal the correct answer.



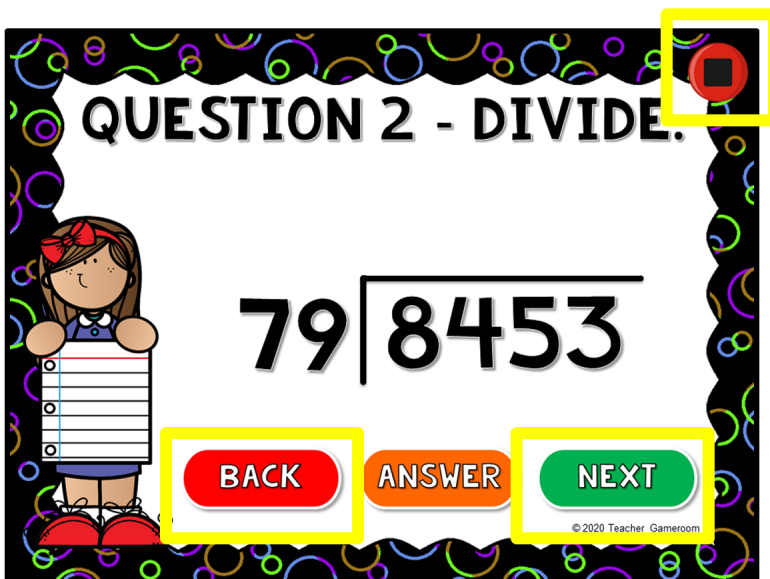
QUESTION 1 - DIVIDE.


$$44 \overline{)7964}$$


181

BACK ANSWER NEXT

© 2020 Teacher Gameroom



QUESTION 2 - DIVIDE.


$$79 \overline{)8453}$$

BACK ANSWER NEXT


© 2020 Teacher Gameroom

Click "Back" to go to the previous question. Click "Next" to go to the next question. Click the stop button to quit.



Here are some of questions from this game. Answers are covered so students won't see them until you click the "Answer" button.


QUESTION 3 - DIVIDE.


$$\begin{array}{r} 180 \\ 18 \overline{) 3240} \end{array}$$

BACK ANSWER NEXT

© 2020 Teacher Gameroom


QUESTION 4 - DIVIDE.


$$\begin{array}{r} 270 \\ 16 \overline{) 4320} \end{array}$$

BACK ANSWER NEXT

© 2020 Teacher Gameroom


QUESTION 5 - DIVIDE.


$$\begin{array}{r} 233 \\ 22 \overline{) 5126} \end{array}$$

BACK ANSWER NEXT

© 2020 Teacher Gameroom

QUESTION 6 - DIVIDE.

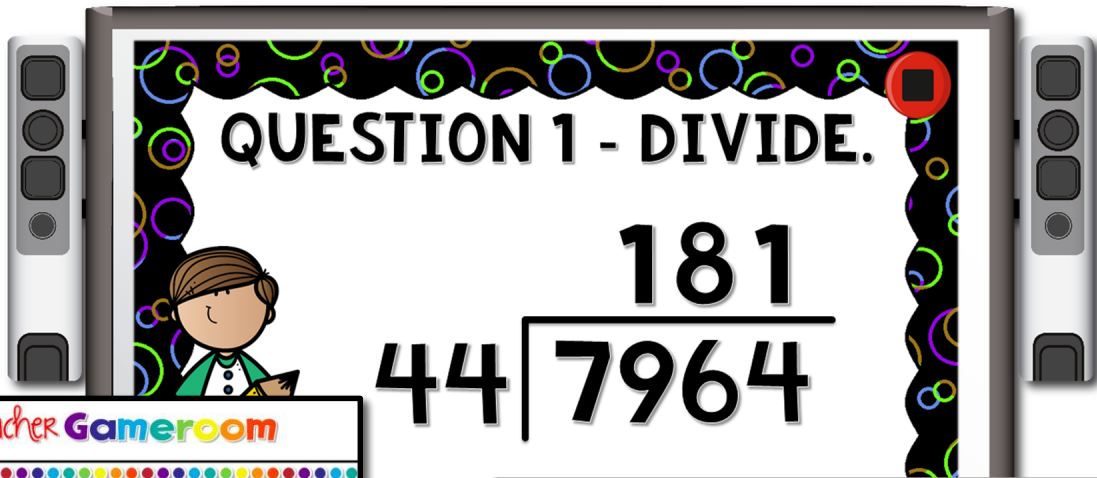

$$\begin{array}{r} 196 \\ 35 \overline{) 6860} \end{array}$$

BACK ANSWER NEXT

© 2020 Teacher Gameroom



# Teacher Gameroom



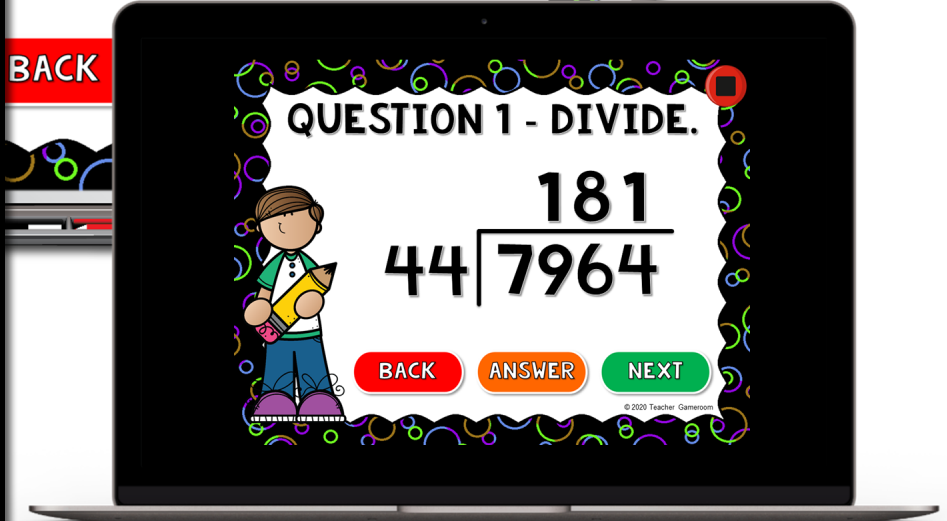
Teacher Gameroom

## DIVISION

4 DIGIT BY 2 DIGIT

A Click & Go Game

1) 181	11) 165
2) 107	12) 109
3) 180	13) 213
4) 270	14) 119
5) 233	15) 474
6) 196	16) 135
7) 251	17) 382
8) 174	18) 206
9) 371	19) 107
10) 289	20) 643



This game works best on a Smartboard. You can also play this game over Zoom meetings. Just share your screen with students and they can play along at home. The Answer Key is included, and answers are covered as you play.

# Thank you for your Purchase!



Thank you for your patronage. I appreciate any feedback, comments, or suggestions.

If you like this game, try some of these:

Teacher Gameroom Bundles

## Division Numbers Bundle #1

Division Review Game 1st Edition

Division Teacher vs. Student

Division with 6 Remainders 4 Bingo

3 Digit Division Practice A Student vs. Student Game

Includes EXCLUSIVE Worksheets!

4 GAMES IN BUNDLE

## DIVISION PRACTICE

### 3 Digit Division

Teacher Gameroom Games

### 3 digit division MINI GAME

385 + 407 + 912

GO

4.NBT.6

## DIVISION PRACTICE

### Division with Remainders

Teacher Gameroom Worksheets

4.NBT.6

Answer Key Included!

Division Facts Practice

Name: \_\_\_\_\_ Date: \_\_\_\_\_

Write the answer on the line. Don't forget to show your work.

1) $30 \div 5 =$	2) $5 \div 5 =$
3) $20 \div 4 =$	4) $63 \div 7 =$
5) $56 \div 7 =$	6) $16 \div 8 =$
7) $32 \div 8 =$	8) $24 \div 6 =$
9) $21 \div 3 =$	10) $7 \div 1 =$
11) $54 \div 6 =$	12) $45 \div 5 =$
13) $12 \div 4 =$	14) $18 \div 6 =$
15) $9 \div 9 =$	16) $9 \div 9 =$
17) $10 \div 5 =$	18) $72 \div 9 =$
19) $14 \div 2 =$	20) $35 \div 7 =$
21) $36 \div 9 =$	22) $12 \div 2 =$
23) $40 \div 5 =$	24) $18 \div 6 =$
25) $48 \div 8 =$	26) $64 \div 8 =$
27) $27 \div 9 =$	28) $3 \div 3 =$
29) $15 \div 3 =$	30) $20 \div 2 =$

# Love this game? Want more?

Click the photos for more details.



Create your own game with this Powerpoint Game Bundle.



Learn to create your own Powerpoint games with this Video e-Course.



Get a 5th Grade License and receive every game made for 5th Grade!



Get a Lifetime License and receive every game ever made!

# Terms of Use

By purchasing this license, you agree not to share, resell, copy, or alter this product or the games included in any way. This product is nontransferable. You do not own the games. Only the right to use them in one (1) classroom. All games, clip art, and other elements are copyrighted by law. This product may not be distributed or displayed digitally for public view. Failure to comply is a copyright infringement and a violation of the Digital Millennium Copyright Act (DMCA). Clipart and elements found in this product are copyrighted and cannot be extracted and used outside of this file without permission or license. You may upload this game to a password protected class website only. You may NOT upload to a school website where it can be downloaded by multiple educators.

Clip Art and Fonts by:

**HAPPY  
TEACHINGS**

