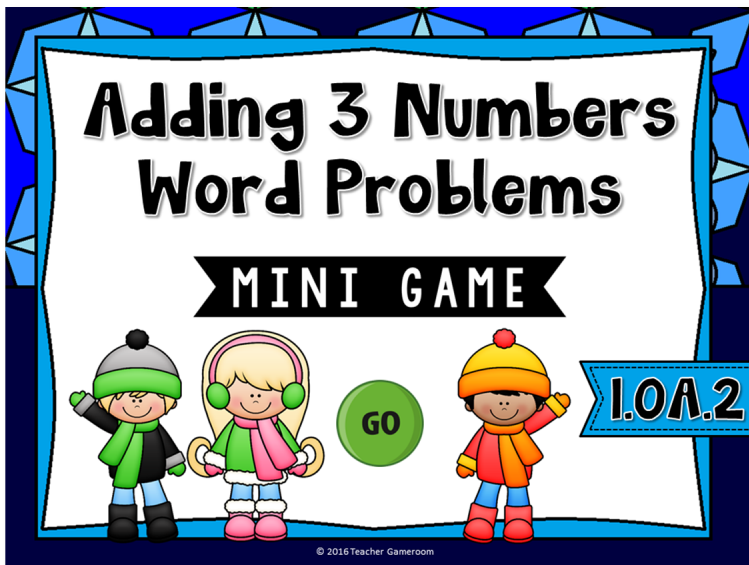


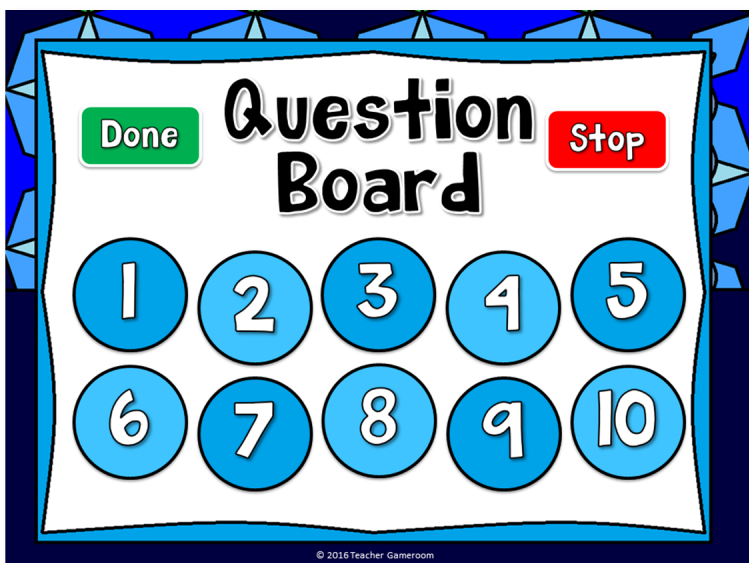
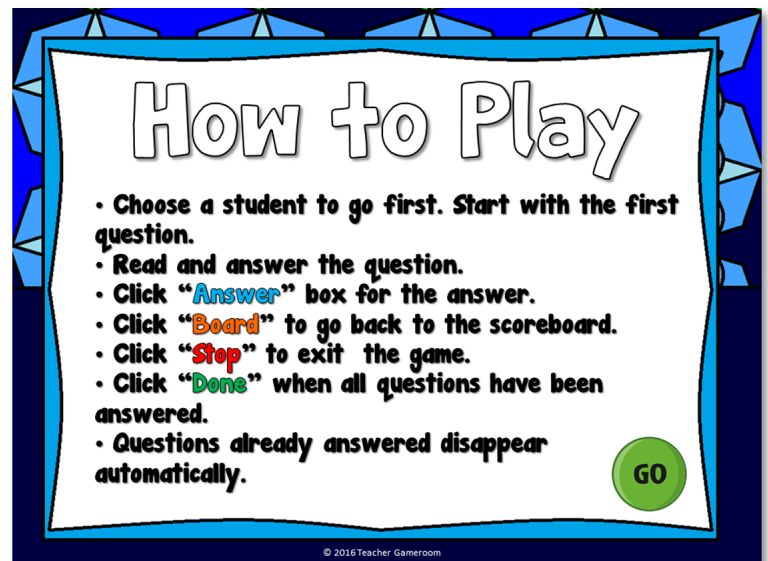
This game can be played on any device that has Microsoft PowerPoint, including PC computers, MacBooks, tablets and iPads.

This game works best in small groups or one-on-one practice with the teacher.

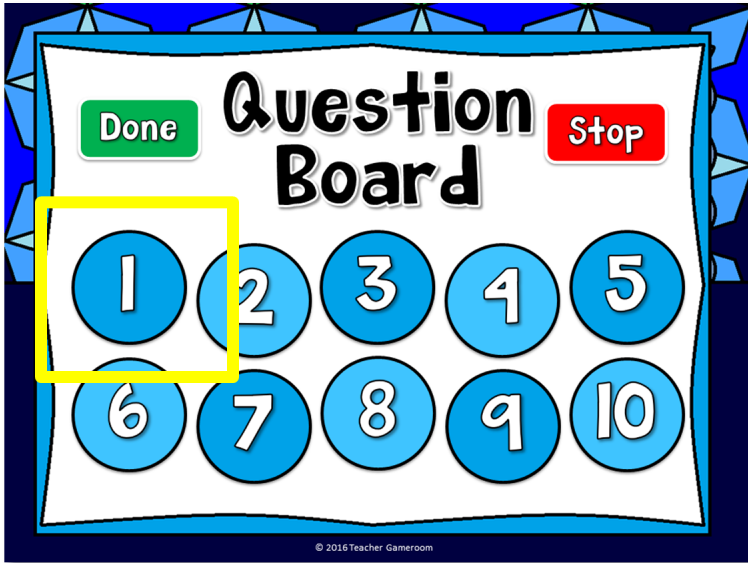


A **Mini game** is where the students can answer 10 questions about any subject. Great for individual practice or small groups!

Simple directions allow anyone, student, teacher, or even a substitute, to operate.

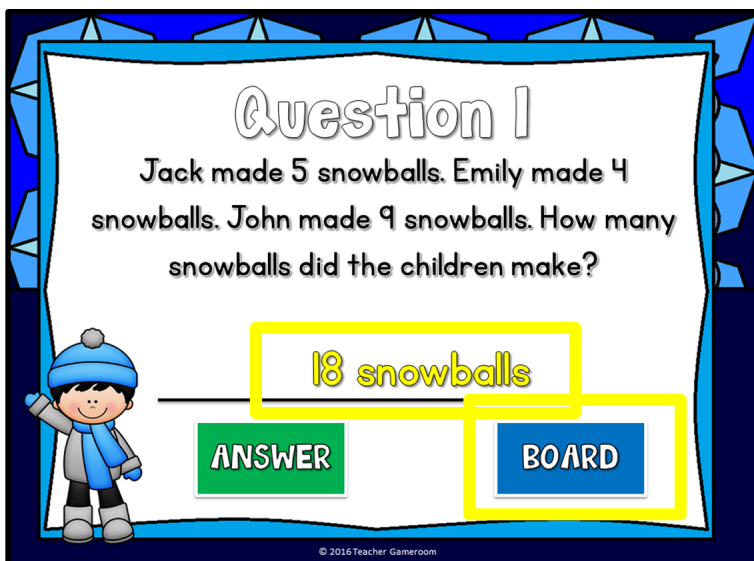
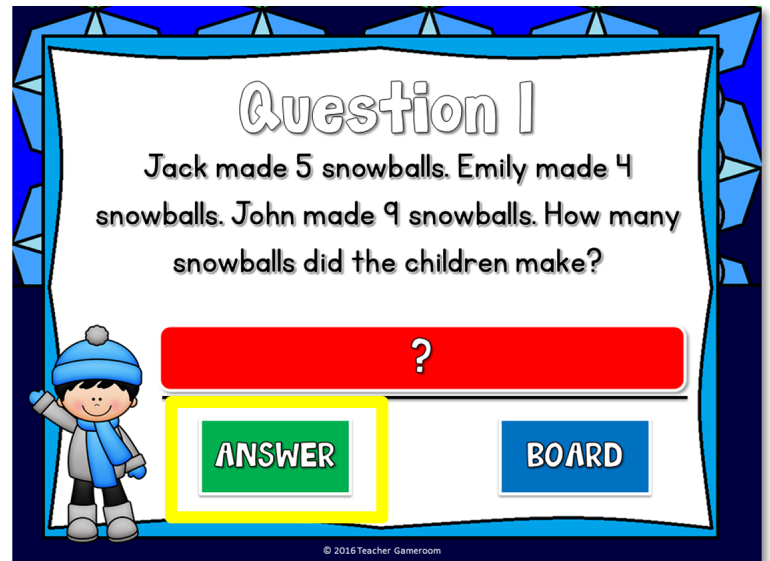


It includes a question board with 10 questions. No score keeping. Just questions!



Students are given a question to answer. There's one question per slide. Play in order or randomly.

Click on the "Answer Button" to reveal the correct answer.



Click "Scoreboard" to go back to the scoreboard and answer another question.



Here are some of questions from this game. Answers are covered so students won't see them until you click the "Answer" button.

Question 2

It snowed for 1 hour on Sunday, 2 hours on Monday, and 3 hours on Tuesday. How many hours did it snow on all three days?

ANSWER **BOARD**

© 2016 Teacher Gameroom

Question 3

There are 6 snowmen in Jack's yard. There are 7 snowmen in Ted's yard and 8 snowmen in Mike's yard. How many snowmen are there?

ANSWER **BOARD**

© 2016 Teacher Gameroom

Question 4

Mrs. Smith's class made 8 small paper snowflakes, 1 big snowflake, and 7 medium snowflakes. How many snowflakes did the class make?

ANSWER **BOARD**

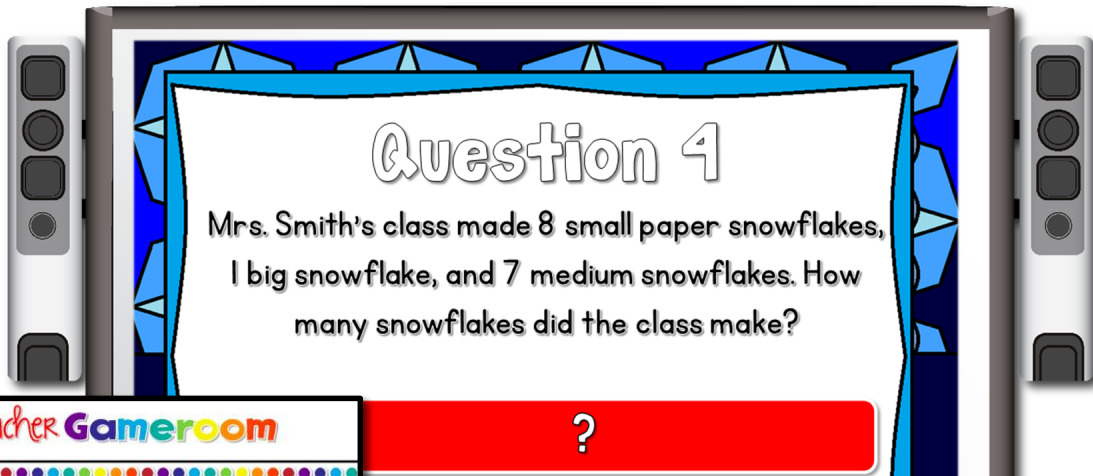
© 2016 Teacher Gameroom

Question 5

At the Zoo, Amy saw 9 penguins eating, 3 penguins sleeping, and 5 penguins swimming. How many penguins did Amy see altogether?

ANSWER **BOARD**

© 2016 Teacher Gameroom

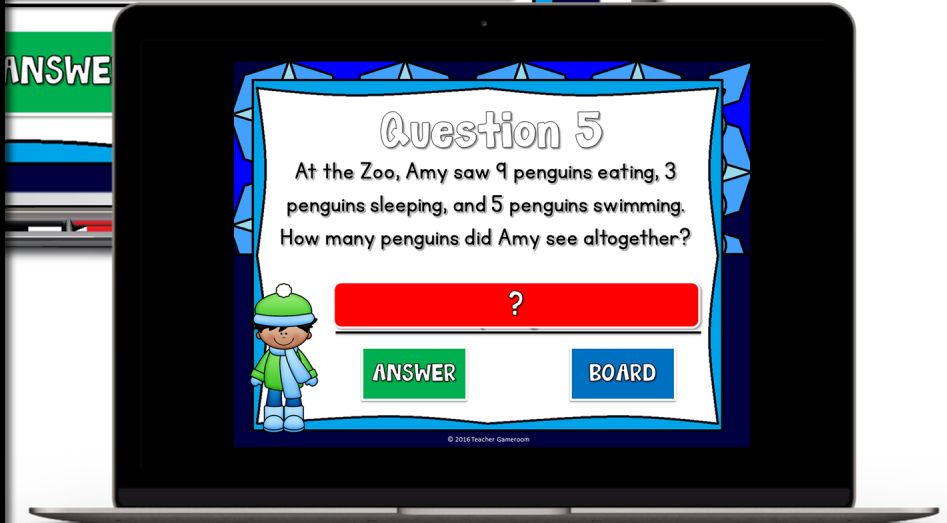


Teacher Gameroom

Adding 3 Numbers Word Problems

MINI GAME

| | |
|----|-----------------|
| 1 | 18 snowballs |
| 2 | 6 hours |
| 3 | 21 snowmen |
| 4 | 16 snowflakes |
| 5 | 17 penguins |
| 6 | 13 blankets |
| 7 | 15 marshmallows |
| 8 | 8 snow angels |
| 9 | 12 earmuffs |
| 10 | 19 mittens |



This game works best on a Smartboard. You can also play this game over Zoom meetings. Just share your screen with students and they can play along at home. The Answer Key is included, and answers are covered as you play.

Thank you for your Purchase!



Thank you for you patronage. I appreciate any feedback, comments, or suggestions.

If you like this game, try some of theses:

ADDITION PRACTICE
Adding 3 Numbers

Teacher Gameroom Games

Adding 3 Numbers
Students vs. Students

1.OA.6

ADDITION PRACTICE
Adding Three Numbers

Teacher Gameroom Games

Adding 3 Numbers
Write & Wipe Game

2.NBT.6

Write-and-Wipe Game
Adding 3 Two-Digit Numbers

Teacher Gameroom Games

Adding 3 TWO Digit Numbers
Write & Wipe Game

2.NBT.6

Love this game? Want more?

Click the photos for more details.



Create your own Mini Game with this Mini Game Template.



Learn to create your own PowerPoint games with this Video e-Course.



Get a 1st Grade License and receive every game made for 1st Grade!



Get a Lifetime License and receive every game ever made!

Terms of Use

By purchasing this license, you agree not to share, resell, copy, or alter this product or the games included in any way. This product is nontransferable. You do not own the games. Only the right to use them in one (1) classroom. All games, clip art, and other elements are copyrighted by law. This product may not be distributed or displayed digitally for public view. Failure to comply is a copyright infringement and a violation of the Digital Millennium Copyright Act (DMCA). Clipart and elements found in this product are copyrighted and cannot be extracted and used outside of this file without permission or license. You may upload this game to a password protected class website only. You may NOT upload to a school website where it can be downloaded by multiple educators.

Clip Art and Fonts by:

**HAPPY
TEACHINGS**

