

ADDING within 100

A Teacher vs. Students Game

Fall Edition

I.NBT.4

GO

© 2015 Powerpoint Gaming

How to Play

- Choose a student to go first. Start with the first question.
- Click "Answer" box for the answer.
- Click "Board" to go back to the scoreboard.
- Click "Stop" to exit the game.
- Click "Done" when all questions have been answered.
- Click "Tie" for the tie breaker questions.
- Questions answered disappear automatically.
- Scores are added by clicking "0".
- Points only go up. Points cannot be taken away.
- The students get points for correct answers.
- The teacher gets points for incorrect answers.

GO

© 2015 Powerpoint Gaming

DONE Question Board STOP

1	2	3	4	5
6	7	8	9	10
11	12	13	14	15
16	17	18	19	20
21	22	23	24	25

Teacher 000 STUDENTS 000 TIE

© 2015 Powerpoint Gaming

Question 1

$$\begin{array}{r} 11 \\ + 42 \\ \hline 53 \end{array}$$

ANSWER

BOARD


© 2015 Powerpoint Gaming

By purchasing this product, you agree not to share, resell, copy, or alter this product in anyway. You agree not share without the purchase of multiple licenses.

Question 2

$$\begin{array}{r} 43 \\ + 21 \\ \hline 64 \end{array}$$

ANSWER BOARD




© 2015 Powerpoint Gaming

Question 3

$$\begin{array}{r} 30 \\ + 2 \\ \hline 32 \end{array}$$

ANSWER BOARD



© 2015 Powerpoint Gaming

Question 4

$$\begin{array}{r} 37 \\ + 52 \\ \hline 89 \end{array}$$

ANSWER BOARD




© 2015 Powerpoint Gaming

Question 5

$$\begin{array}{r} 21 \\ + 27 \\ \hline 48 \end{array}$$

ANSWER BOARD



© 2015 Powerpoint Gaming

By purchasing this product, you agree not to share, resell, copy, or alter this product in anyway. You agree not share without the purchase of multiple licenses.