

By purchasing this product, you agree not to share, resell, copy, or alter this product in anyway. You agree not share without the purchase of multiple licenses. All sales final.

ADDING within 100

A Teacher vs. Students Game

☀ Summer Edition

I.NBT.4

GO



© 2016 Powerpoint Gaming

How to Play

- Choose a student to go first. Start with the first question.
- Click "Answer" box for the answer.
- Click "Board" to go back to the scoreboard.
- Click "Stop" to exit the game.
- Click "Done" when all questions have been answered.
- Click "Tie" for the tie breaker questions.
- Questions answered disappear automatically.
- Scores are to be TYPED IN during Slideshow mode.
- Clicking on the "00" and typing in the desired score.
- The students get points for correct answers.
- The teacher gets points for incorrect answers.

GO

© 2016 Powerpoint Gaming

DONE Question Board STOP

1	2	3	4	5
6	7	8	9	10
11	12	13	14	15
16	17	18	19	20
21	22	23	24	25

Teacher 000 STUDENTS 000 TIE


© 2016 Powerpoint Gaming

Question 1

$$\begin{array}{r} 38 \\ + 5 \\ \hline 43 \end{array}$$

ANSWER

BOARD




© 2016 Powerpoint Gaming

Question 2

$$\begin{array}{r} 54 \\ + 7 \\ \hline 61 \end{array}$$

ANSWER BOARD




© 2016 Powerpoint Gaming

Question 3

$$\begin{array}{r} 91 \\ + 9 \\ \hline 100 \end{array}$$

ANSWER BOARD




© 2016 Powerpoint Gaming

Question 4

$$\begin{array}{r} 62 \\ + 8 \\ \hline 70 \end{array}$$

ANSWER BOARD




© 2016 Powerpoint Gaming

Question 5

$$\begin{array}{r} 27 \\ + 9 \\ \hline 36 \end{array}$$

ANSWER BOARD



© 2016 Powerpoint Gaming