

ADDING within 100

A Teacher vs. Students Game

❄️ Winter Edition

I.NBT.4

GO



© 2015 Powerpoint Gaming

How to Play

- Choose a student to go first. Start with the first question.
- Click "Answer" box for the answer.
- Click "Board" to go back to the scoreboard.
- Click "Stop" to exit the game.
- Click "Done" when all questions have been answered.
- Click "Tie" for the tie breaker questions.
- Questions answered disappear automatically.
- Scores are to be **TYPED IN** during Slideshow mode.
- Clicking on the "00" and typing in the desired score.
- The students get points for correct answers.
- The teacher gets points for incorrect answers.

GO

© 2015 Powerpoint Gaming

DONE Question Board **STOP**

| | | | | |
|----|----|----|----|----|
| 1 | 2 | 3 | 4 | 5 |
| 6 | 7 | 8 | 9 | 10 |
| 11 | 12 | 13 | 14 | 15 |
| 16 | 17 | 18 | 19 | 20 |
| 21 | 22 | 23 | 24 | 25 |

Teacher 000 STUDENTS 000 **TIE**


© 2015 Powerpoint Gaming

Question 1

$$\begin{array}{r} 17 \\ + 19 \\ \hline 36 \end{array}$$

ANSWER

BOARD




© 2015 Powerpoint Gaming

Question 2

$$\begin{array}{r} 68 \\ + 14 \\ \hline 82 \end{array}$$

ANSWER BOARD




© 2015 Powerpoint Gaming

Question 3

$$\begin{array}{r} 58 \\ + 37 \\ \hline 95 \end{array}$$

ANSWER BOARD




© 2015 Powerpoint Gaming

Question 4

$$\begin{array}{r} 29 \\ + 18 \\ \hline 47 \end{array}$$

ANSWER BOARD




© 2015 Powerpoint Gaming

Question 5

$$\begin{array}{r} 19 \\ + 32 \\ \hline 51 \end{array}$$

ANSWER BOARD



© 2015 Powerpoint Gaming