

This game can be played on any device that has Microsoft PowerPoint, including PC computers, MacBooks, tablets and iPads.

This game works best in small groups or one-on-one practice with the teacher.

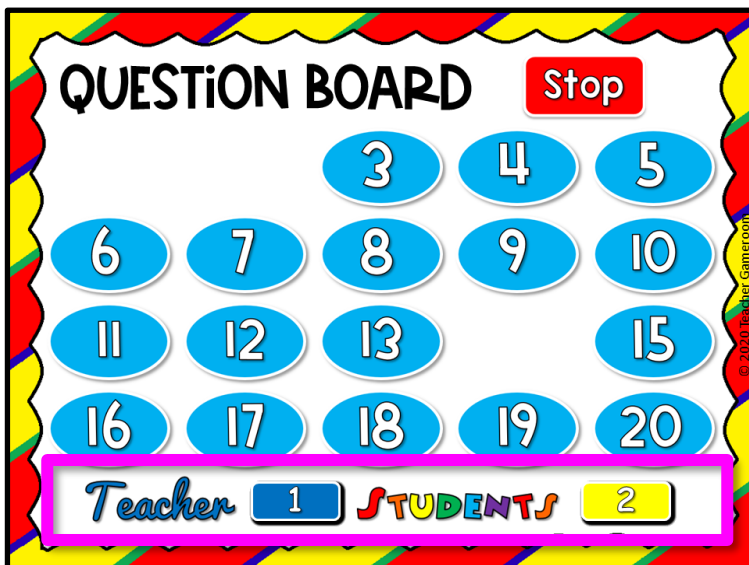
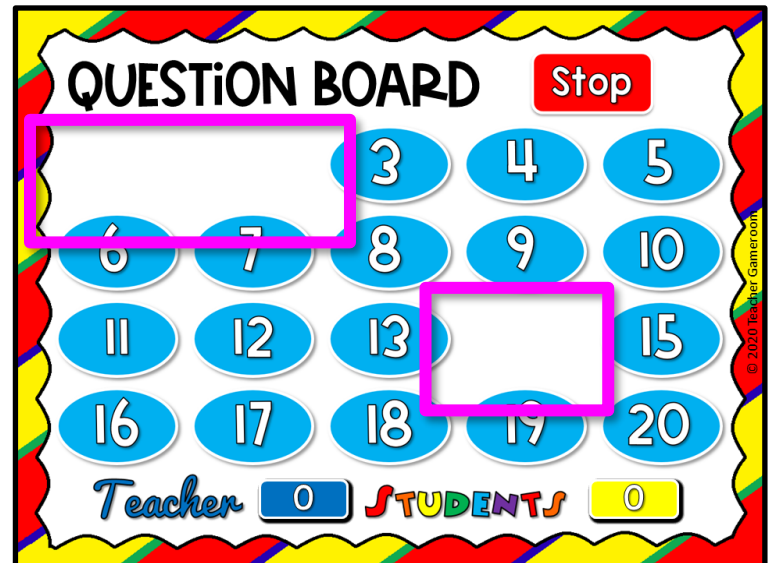
How to Use

- Start with the first question by clicking on it.
- Click "Answer" box for answer.
- Click "Board" to go back to the scoreboard.
- Questions already answered should disappear automatically.
- Scores are added by clicking on "0"
- Students get points for correct answers.
- Teacher gets points for wrong answers.

GO

Teacher vs Student is a game where students answer **ALL** the questions. **Right answers** gives the students points. **Wrong answers** give the teacher points.

The teacher controls the flow of the game. They can choose to answer questions **in order** and have students **choose a random question**.



Teachers can keep track of the points at the bottom of the scoreboard. Simply type in the points or click on the "0" button*.

QUESTION 1
ADD THE NUMBERS.

$$10 + 10 = \boxed{?}$$



ANSWER

BOARD

Students are given a question to answer. Student give the teacher what they think is the answer.

The teacher or student will click on the "Answer Button" to reveal the correct answer. If the student is correct, students will get points.

QUESTION 1
ADD THE NUMBERS.

$$10 + 10 = \boxed{20}$$



ANSWER

BOARD

QUESTION 1
ADD THE NUMBERS.

$$10 + 10 = 20$$



ANSWER


BOARD

If the students answers incorrectly, the teacher will get the points. Next, click on the "Board Button" to go back to the board to add points and answer more questions.



Here are some of questions from this game. Answers are covered so students won't see them until you click the "Answer" button.


QUESTION 1
ADD THE NUMBERS.

$$10 + 10 = ?$$


ANSWER
BOARD

© 2020 Teacher Gameroom


QUESTION 2
ADD THE NUMBERS.

$$8 + 6 = ?$$


ANSWER
BOARD

© 2020 Teacher Gameroom


QUESTION 3
ADD THE NUMBERS.

$$1 + 4 = ?$$


ANSWER
BOARD

© 2020 Teacher Gameroom

QUESTION 4
ADD THE NUMBERS.

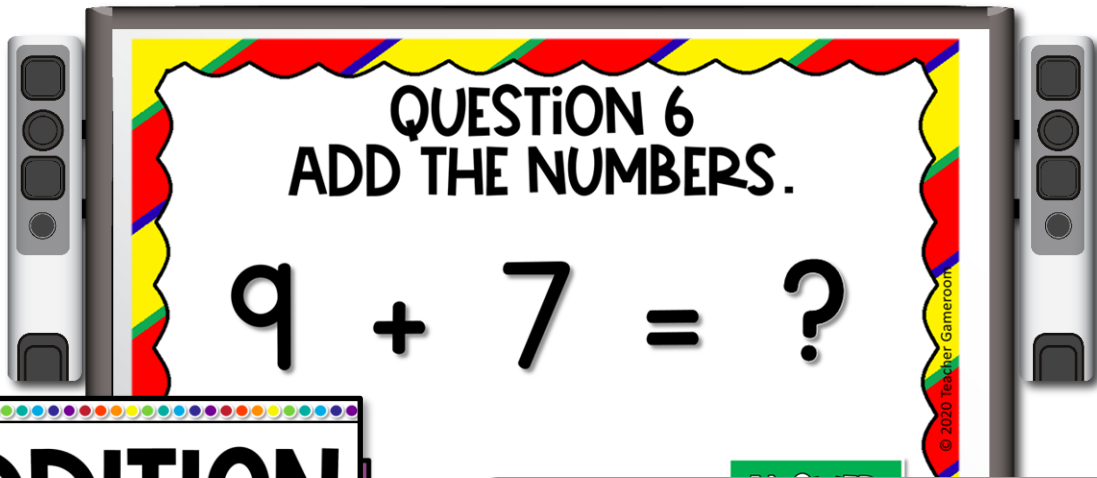
$$7 + 3 = ?$$


ANSWER
BOARD

© 2020 Teacher Gameroom



Teacher Gameroom

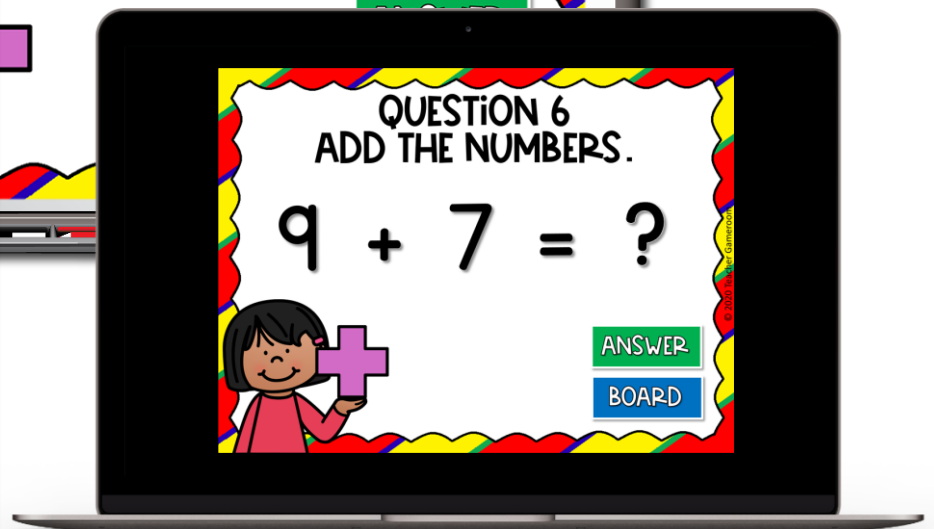


ADDITION

Adding Within 20

Teacher vs. Students Game

| | | | |
|----|----|----|----|
| 1 | 20 | 11 | 6 |
| 2 | 14 | 12 | 11 |
| 3 | 5 | 13 | 3 |
| 4 | 10 | 14 | 12 |
| 5 | 4 | 15 | 8 |
| 6 | 16 | 16 | 6 |
| 7 | 7 | 17 | 9 |
| 8 | 12 | 18 | 17 |
| 9 | 2 | 19 | 20 |
| 10 | 19 | 20 | 8 |



This game works best on a Smartboard. You can also play this game over Zoom meetings. Just share your screen with students and they can play along at home. The Answer Key is included, and answers are covered as you play.

Thank you for your Purchase!



Thank you for your patronage. I appreciate any feedback, comments, or suggestions.

If you like this game, try some of these:

ADDITION PRACTICE
Adding within 20

Teacher Gameroom Games

I.NBT.4

FALL/AUTUMN ACTIVITIES
Adding within 20
powerpoint Game

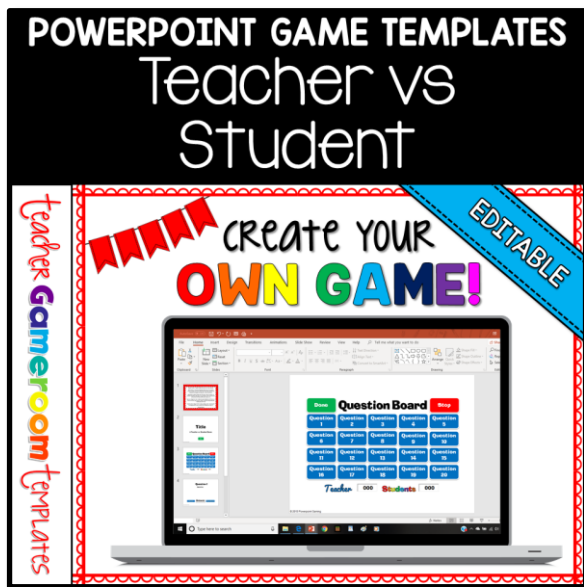
Teacher Gameroom Games

I.NBT.4

Love this game?

Want more?

Click the photos for more details.



Create your own game with this Powerpoint Game Bundle.



Learn to create your own PowerPoint games with this Video e-Course.



Get a 1st Grade License and receive every game made for 1st Grade!



Get a Lifetime License and receive every game ever made!

Terms of Use

By purchasing this license, you agree not to share, resell, copy, or alter this product or the games included in any way. This product is nontransferable. You do not own the games. Only the right to use them in one (1) classroom. All games, clip art, and other elements are copyrighted by law. This product may not be distributed or displayed digitally for public view. Failure to comply is a copyright infringement and a violation of the Digital Millennium Copyright Act (DMCA). Clipart and elements found in this product are copyrighted and cannot be extracted and used outside of this file without permission or license. You may upload this game to a password protected class website only. You may NOT upload to a school website where it can be downloaded by multiple educators.

Clip Art and Fonts by:

**HAPPY
TEACHINGS**

