

Adding within 20

Teacher vs. Student
2nd Edition

GO

How to Play

- Choose a student to go first.
- Start with the first question.
- Click "Answer" box for answer.
- Click "Scoreboard" to go back to scoreboard.
- Click "Stop" to exit game.
- Questions already answered should disappear automatically.
- Scores are to be **TYPED IN** during Slideshow mode!
- Students get points for **correct** answers.
- Teacher gets points for **wrong** answers.

GO

Question Board

Teacher 000 Students 000

Question 1

$$15 + \begin{matrix} \color{red}\blacklozenge \\ \color{red}\blacklozenge \\ \color{red}\blacklozenge \end{matrix} = \underline{18}$$

Answer Scoreboard

Question 2

$$8 + \begin{matrix} \color{orange}\blacklozenge & \color{orange}\blacklozenge & \color{orange}\blacklozenge \\ \color{orange}\blacklozenge & \color{orange}\blacklozenge & \color{orange}\blacklozenge \\ \color{orange}\blacklozenge & \color{orange}\blacklozenge & \color{orange}\blacklozenge \end{matrix} = \underline{15}$$

Answer Scoreboard

Question 3

$$3 + \begin{matrix} \color{yellow}\blacklozenge & \color{yellow}\blacklozenge & \color{yellow}\blacklozenge \\ \color{yellow}\blacklozenge & \color{yellow}\blacklozenge & \color{yellow}\blacklozenge \\ \color{yellow}\blacklozenge & \color{yellow}\blacklozenge & \color{yellow}\blacklozenge \end{matrix} = \underline{11}$$

Answer Scoreboard

Question 4

$$6 + \begin{matrix} \color{green}\blacklozenge & \color{green}\blacklozenge & \color{green}\blacklozenge \\ \color{green}\blacklozenge & \color{green}\blacklozenge & \color{green}\blacklozenge \\ \color{green}\blacklozenge & \color{green}\blacklozenge & \color{green}\blacklozenge \end{matrix} = \underline{12}$$

Answer Scoreboard

Question 5

$$2 + \begin{matrix} \color{blue}\blacklozenge & \color{blue}\blacklozenge & \color{blue}\blacklozenge & \color{blue}\blacklozenge \\ \color{blue}\blacklozenge & \color{blue}\blacklozenge & \color{blue}\blacklozenge & \color{blue}\blacklozenge \end{matrix} = \underline{6}$$


Answer Scoreboard

Question 6

$$5 + \begin{matrix} \color{teal}\blacklozenge & \color{teal}\blacklozenge & \color{teal}\blacklozenge \\ \color{teal}\blacklozenge & \color{teal}\blacklozenge & \color{teal}\blacklozenge \\ \color{teal}\blacklozenge & \color{teal}\blacklozenge & \color{teal}\blacklozenge \end{matrix} = \underline{10}$$


Answer Scoreboard

Question 7

4 +  = 13


Answer **Scoreboard**

Question 8

15 +  = 19


Answer **Scoreboard**

Question 9

1 +  = 7


Answer **Scoreboard**

Question 10

2 +  = 3


Answer **Scoreboard**

Question 11

4 +  = 6


Answer **Scoreboard**

Question 12

10 +  = 17


Answer **Scoreboard**

Question 13

2 +  = 5


Answer **Scoreboard**

Question 14

3 +  = 9


Answer **Scoreboard**

Question 15

8 +  = 18


Answer **Scoreboard**

Question 16

9 +  = 16


Answer Scoreboard

Question 17

15 +  = 20


Answer Scoreboard

Question 18

6 +  = 14


Answer Scoreboard

Question 19

1 +  = 4

Answer Scoreboard

Question 20

2 +  = 8

Answer Scoreboard

Thanks for playing!



Terms of Use

You may use this game for your classroom. Please do not share if you did not purchase multiple licenses. Do not alter them in any way. Please do not copy or resell my products!

Please provide feedback! Go to "My Purchases" and click "Provide Feedback". Earn TPT Credit for future purchases!

Become a follower on [TpT](#), [Pinterest](#), [Bloglovin'](#), [YouTube](#), [my Blog](#), and [Facebook](#) to win prizes.

Clip Art by Zip-a-Dee-Doo-Dah Designs. Font By The Learning Tree.

