

What Do You Like?
A
Get to Know You
Game

Red

Blue

GO

© 2017 Teacher Gameroom

Question 1

Do you like

Art

Music

Next

© 2017 Teacher Gameroom

Question 2

Do you like

Vanilla

Chocolate

Next

© 2017 Teacher Gameroom

Question 3

Do you like

Math

Science

Next

© 2017 Teacher Gameroom



Question 4

Do you like

Football Basketball

Next

© 2017 Teacher Gameroom

This slide features a black background with white polka dots. At the top, there is a string of colorful bunting flags. The text 'Question 4' is centered at the top. Below it, the question 'Do you like' is displayed. Two buttons are positioned side-by-side: a blue button with the word 'Football' and a red button with the word 'Basketball'. Below these buttons is a green button with the word 'Next'. A small copyright notice '© 2017 Teacher Gameroom' is located in the bottom left corner.



Question 5

Do you like

Apples Bananas

Next

© 2017 Teacher Gameroom

This slide features a black background with white polka dots. At the top, there is a string of colorful bunting flags. The text 'Question 5' is centered at the top. Below it, the question 'Do you like' is displayed. Two buttons are positioned side-by-side: a blue button with the word 'Apples' and a red button with the word 'Bananas'. Below these buttons is a green button with the word 'Next'. A small copyright notice '© 2017 Teacher Gameroom' is located in the bottom left corner.



Question 6

Do you like

Winter Summer

Next

© 2017 Teacher Gameroom

This slide features a black background with white polka dots. At the top, there is a string of colorful bunting flags. The text 'Question 6' is centered at the top. Below it, the question 'Do you like' is displayed. Two buttons are positioned side-by-side: a blue button with the word 'Winter' and a red button with the word 'Summer'. Below these buttons is a green button with the word 'Next'. A small copyright notice '© 2017 Teacher Gameroom' is located in the bottom left corner.



Question 7

Do you like

Fridays Saturdays

Next

© 2017 Teacher Gameroom

This slide features a black background with white polka dots. At the top, there is a string of colorful bunting flags. The text 'Question 7' is centered at the top. Below it, the question 'Do you like' is displayed. Two buttons are positioned side-by-side: a blue button with the word 'Fridays' and a red button with the word 'Saturdays'. Below these buttons is a green button with the word 'Next'. A small copyright notice '© 2017 Teacher Gameroom' is located in the bottom left corner.



Question 8

Do you like

Gum Lollipops

Next

© 2017 Teacher Gameroom

This slide features a black background with white polka dots. At the top, there is a banner of colorful pennants. The text 'Question 8' is centered. Below it, the question 'Do you like' is displayed. Two buttons are shown: a blue button with 'Gum' and a red button with 'Lollipops'. At the bottom center is a green button with 'Next'. A small copyright notice is in the bottom left corner.



Question 9

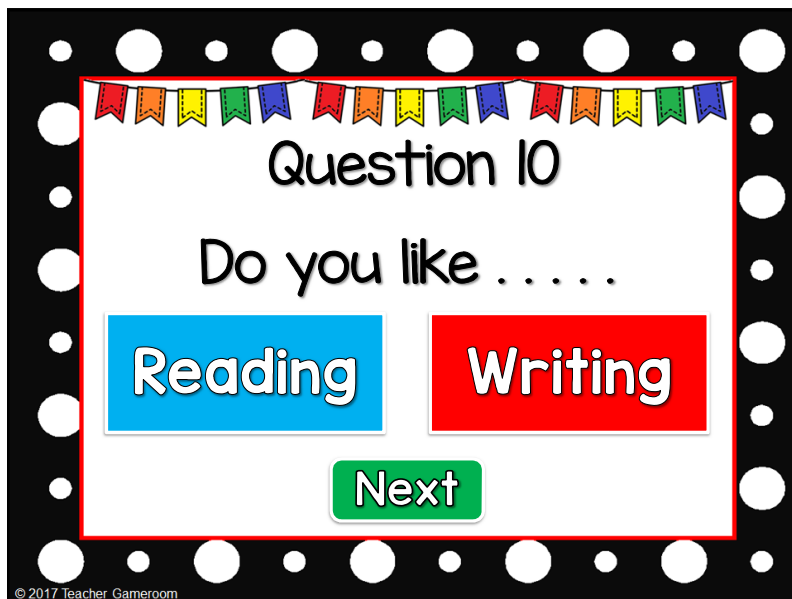
Do you like

Hamburger Hot Dog

Next

© 2017 Teacher Gameroom

This slide features a black background with white polka dots. At the top, there is a banner of colorful pennants. The text 'Question 9' is centered. Below it, the question 'Do you like' is displayed. Two buttons are shown: a blue button with 'Hamburger' and a red button with 'Hot Dog'. At the bottom center is a green button with 'Next'. A small copyright notice is in the bottom left corner.



Question 10

Do you like

Reading Writing

Next

© 2017 Teacher Gameroom

This slide features a black background with white polka dots. At the top, there is a banner of colorful pennants. The text 'Question 10' is centered. Below it, the question 'Do you like' is displayed. Two buttons are shown: a blue button with 'Reading' and a red button with 'Writing'. At the bottom center is a green button with 'Next'. A small copyright notice is in the bottom left corner.



Question 11

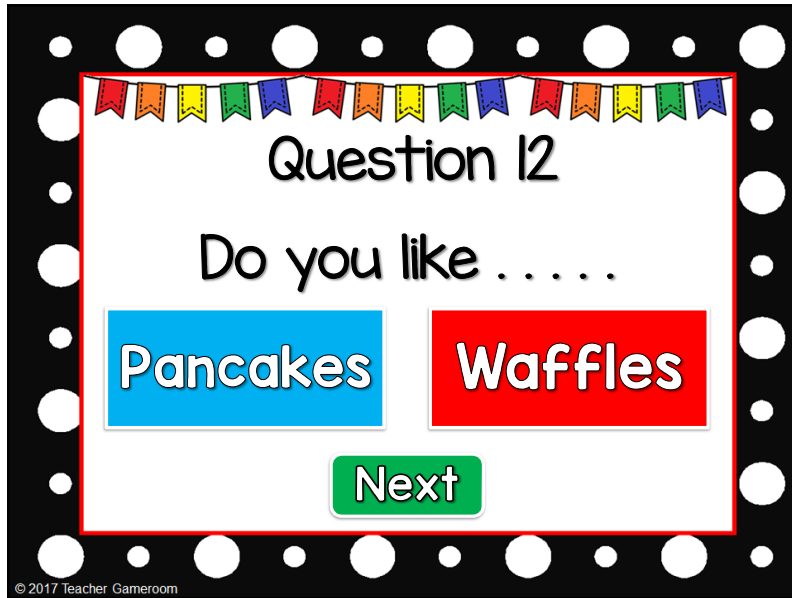
Do you like

Cats Dogs

Next

© 2017 Teacher Gameroom

This slide features a black background with white polka dots. At the top, there is a banner of colorful pennants. The text 'Question 11' is centered. Below it, the question 'Do you like' is displayed. Two buttons are shown: a blue button with 'Cats' and a red button with 'Dogs'. At the bottom center is a green button with 'Next'. A small copyright notice is in the bottom left corner.



Question 12

Do you like

Pancakes Waffles

Next

© 2017 Teacher Gameroom

This slide features a black background with white polka dots. At the top, there is a banner of colorful pennants. The text 'Question 12' is centered at the top. Below it, the question 'Do you like' is displayed. Two buttons are shown: a blue button with 'Pancakes' and a red button with 'Waffles'. At the bottom center is a green button with 'Next'. A small copyright notice is in the bottom left corner.



Question 13

Do you like

McDonalds Burger King

Next

© 2017 Teacher Gameroom

This slide features a black background with white polka dots. At the top, there is a banner of colorful pennants. The text 'Question 13' is centered at the top. Below it, the question 'Do you like' is displayed. Two buttons are shown: a blue button with 'McDonalds' and a red button with 'Burger King'. At the bottom center is a green button with 'Next'. A small copyright notice is in the bottom left corner.



Question 14

Do you like

Apple Juice Orange Juice

Next

© 2017 Teacher Gameroom

This slide features a black background with white polka dots. At the top, there is a banner of colorful pennants. The text 'Question 14' is centered at the top. Below it, the question 'Do you like' is displayed. Two buttons are shown: a blue button with 'Apple Juice' and a red button with 'Orange Juice'. At the bottom center is a green button with 'Next'. A small copyright notice is in the bottom left corner.



Question 15

Do you like

Sneakers Sandals

Next

© 2017 Teacher Gameroom

This slide features a black background with white polka dots. At the top, there is a banner of colorful pennants. The text 'Question 15' is centered at the top. Below it, the question 'Do you like' is displayed. Two buttons are shown: a blue button with 'Sneakers' and a red button with 'Sandals'. At the bottom center is a green button with 'Next'. A small copyright notice is in the bottom left corner.



Question 16

Do you like

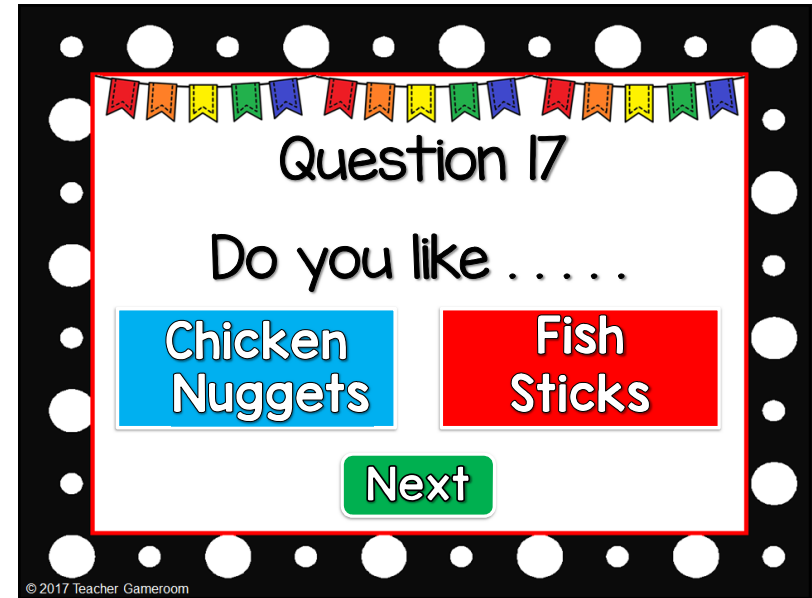
Computer Games

Video Games

Next

© 2017 Teacher Gameroom

This slide features a black background with white polka dots. At the top, there is a string of colorful bunting flags. The text is centered in a white rectangular area with a red border. The options are in blue and red boxes, and the 'Next' button is green.



Question 17

Do you like

Chicken Nuggets

Fish Sticks

Next

© 2017 Teacher Gameroom

This slide features a black background with white polka dots. At the top, there is a string of colorful bunting flags. The text is centered in a white rectangular area with a red border. The options are in blue and red boxes, and the 'Next' button is green.



Question 18

Do you like

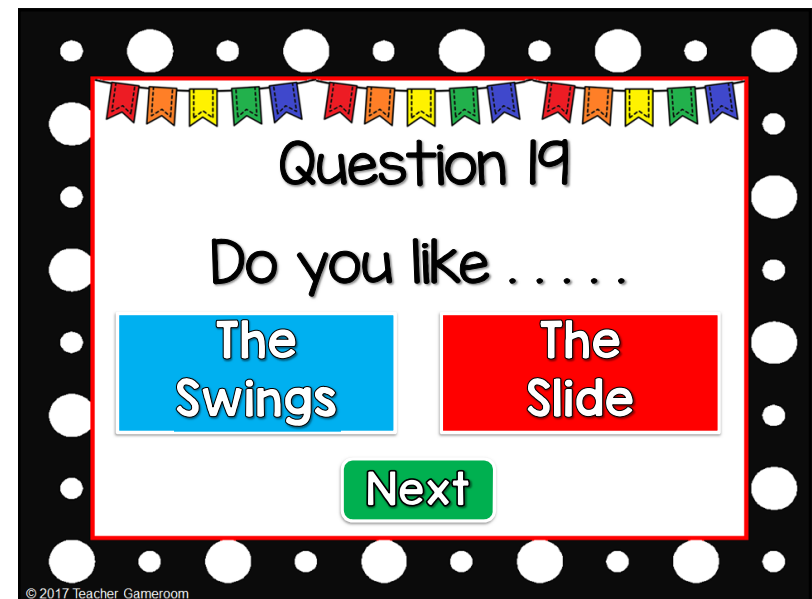
Markers

Crayons

Next

© 2017 Teacher Gameroom

This slide features a black background with white polka dots. At the top, there is a string of colorful bunting flags. The text is centered in a white rectangular area with a red border. The options are in blue and red boxes, and the 'Next' button is green.



Question 19

Do you like

The Swings

The Slide

Next

© 2017 Teacher Gameroom

This slide features a black background with white polka dots. At the top, there is a string of colorful bunting flags. The text is centered in a white rectangular area with a red border. The options are in blue and red boxes, and the 'Next' button is green.

Question 20

Do you like

Sweet Tea Lemonade

Next

© 2017 Teacher Gameroom


Now we know
A little more about
each other.

Let's have a great year
together!

© 2017 Teacher Gameroom

Terms of Use

By purchasing this license, you agree not to share, resell, copy, or alter this product or the games included in any way. This product is nontransferable. You do not own the games. Only the right to use them in the classroom. All games, clip art, and other elements are copyrighted by law. This product may not be distributed or displayed digitally for public view. Failure to comply is a copyright infringement and a violation of the Digital Millennium Copyright Act (DMCA). Clipart and elements found in this product are copyrighted and cannot be extracted and used outside of this file without permission or license.

HAPPY TEACHINGS Clip Art and Fonts by:  

© 2017 Teacher Gameroom

Love this game? Want more?
Click the photos for more details.

Get a Yearly License and receive every game made this school year!

Get a Permanent License and receive every game ever made!

© 2017 Teacher Gameroom

By purchasing this product, you agree not to share, resell, copy, or alter this product in anyway. You agree not share without the purchase of multiple licenses. All sales final.

© 2017 Teacher Gameroom (Chandra Martin)

Thank you for your Purchase!

Thank you for you patronage. I appreciate any feedback, comments, or suggestions.

If you like this game, try some of theses:

© 2017 Teacher Gameroom