



TELLING TIME BY THE HOUR

A **Students vs. Students** Game



GO

1.MD.3



© 2015 Powerpoint Gaming

HOW TO PLAY

- Choose a student to go first. Start with the first question.
- Click "Answer" box for the answer.
- Click "Board" to go back to the scoreboard.
- Click "Stop" to exit the game.
- Click "Done" when all questions have been answered.
- Questions answered disappear automatically.
- Scores are to be **TYPED IN** during Slideshow mode.
- Clicking on the "00" and typing in the desired score.
- The students get points for correct answers.
- The teacher gets points for incorrect answers.

GO

© 2015 Powerpoint Gaming

Done

QUESTION BOARD

STOP

1	2	3	4	5
6	7	8	9	10
11	12	13	14	15
16	17	18	19	20
21	22	23	24	25

TEAM A

000

TEAM B

000

TEAM C

000

TEAM D


000

TIE

© 2015 Powerpoint Gaming

QUESTION 1


WHAT TIME IS IT?



4:00

ANSWER


BOARD



© 2015 Powerpoint Gaming

By purchasing this product, you agree not to share, resell, copy, or alter this product in anyway. You agree not share without the purchase of multiple licenses.

QUESTION 2
WHAT TIME IS IT?




7:00

ANSWER **BOARD**




© 2015 Powerpoint Gaming

QUESTION 3
WHAT TIME IS IT?




11:00

ANSWER **BOARD**




© 2015 Powerpoint Gaming

QUESTION 4
WHAT TIME IS IT?



3:00

ANSWER **BOARD**



© 2015 Powerpoint Gaming

THANKS FOR PLAYING!



© 2015 Powerpoint Gaming

By purchasing this product, you agree not to share, resell, copy, or alter this product in anyway. You agree not share without the purchase of multiple licenses.