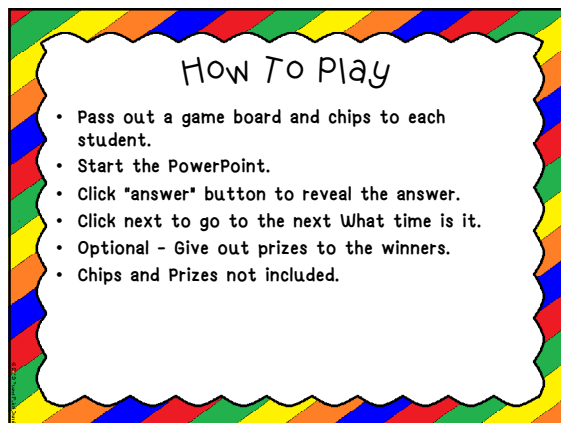




Time Bingo

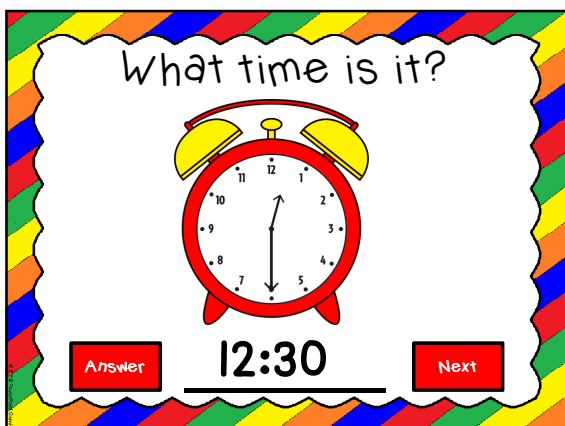
A title slide for a game called "Time Bingo". The text "Time Bingo" is written in a large, black, cursive font in the center. Surrounding the text are ten colorful analog clocks, each showing a different time: 1:30, 6:00, 12:00, 3:30, 7:30, 9:00, 2:30, 11:00, and 1:00. The background is a white cloud-like shape with a colorful, striped border.




How To Play

- Pass out a game board and chips to each student.
- Start the PowerPoint.
- Click "answer" button to reveal the answer.
- Click next to go to the next What time is it.
- Optional - Give out prizes to the winners.
- Chips and Prizes not included.

A slide titled "How To Play" with a list of instructions. The text is in a black, cursive font. The background is a white cloud-like shape with a colorful, striped border.

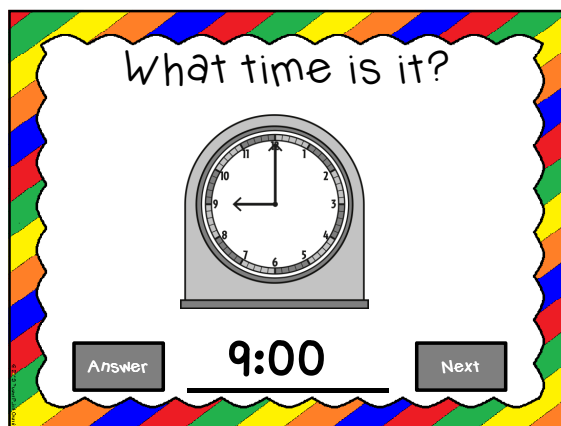


What time is it?

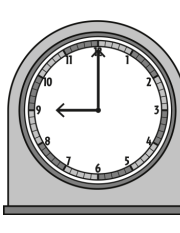


Answer 12:30 Next

A slide for a time recognition game. It features the question "What time is it?" at the top. Below the question is a red and yellow analog clock showing 12:30. At the bottom, there are two buttons: "Answer" and "Next", both in red. The time "12:30" is written in a large black font between the buttons, with a horizontal line underneath it.

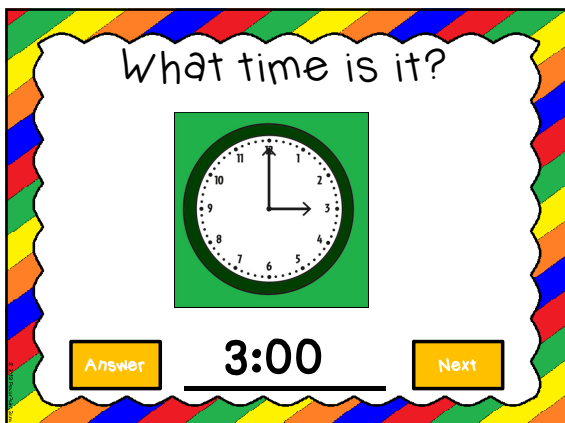


What time is it?

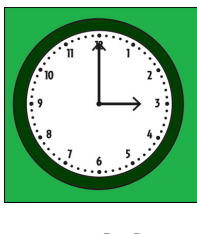


Answer 9:00 Next

A slide for a time recognition game. It features the question "What time is it?" at the top. Below the question is a grey analog clock showing 9:00. At the bottom, there are two buttons: "Answer" and "Next", both in grey. The time "9:00" is written in a large black font between the buttons, with a horizontal line underneath it.



What time is it?



Answer 3:00 Next

A slide for a time recognition game. It features the question "What time is it?" at the top. Below the question is a green analog clock showing 3:00. At the bottom, there are two buttons: "Answer" and "Next", both in yellow. The time "3:00" is written in a large black font between the buttons, with a horizontal line underneath it.



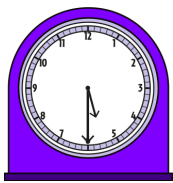
What time is it?



Answer 2:30 Next


A slide for a time recognition game. It features the question "What time is it?" at the top. Below the question is a yellow analog clock showing 2:30. At the bottom, there are two buttons: "Answer" and "Next", both in yellow. The time "2:30" is written in a large black font between the buttons, with a horizontal line underneath it.

What time is it?




Answer 5:30 Next

What time is it?




Answer 7:00 Next

What time is it?




Answer 8:00 Next

What time is it?



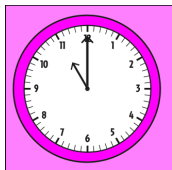
Answer 6:30 Next

What time is it?



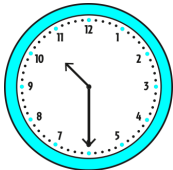
Answer 1:00 Next

What time is it?



Answer 11:00 Next

What time is it?



Answer 10:30 Next

This card features a light blue analog clock with a white face and black numbers. The hour hand is positioned between 10 and 11, and the minute hand is pointing directly at 6. Below the clock, the text 'Answer' is in a light blue box, followed by the time '10:30' underlined, and 'Next' in another light blue box.

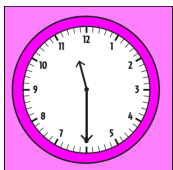
What time is it?



Answer 4:00 Next

This card features a blue and yellow analog alarm clock with a white face and black numbers. The hour hand is pointing at 4 and the minute hand is pointing at 12. Below the clock, the text 'Answer' is in a dark blue box, followed by the time '4:00' underlined, and 'Next' in another dark blue box.

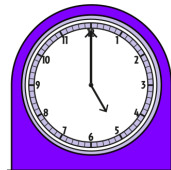
What time is it?



Answer 11:30 Next

This card features a pink analog clock with a white face and black numbers. The hour hand is between 11 and 12, and the minute hand is pointing at 6. Below the clock, the text 'Answer' is in a purple box, followed by the time '11:30' underlined, and 'Next' in another purple box.

What time is it?



Answer 5:00 Next

This card features a purple analog clock with a white face and black numbers. The hour hand is pointing at 5 and the minute hand is pointing at 12. Below the clock, the text 'Answer' is in a dark purple box, followed by the time '5:00' underlined, and 'Next' in another dark purple box.

What time is it?



Answer 2:00 Next

This card features a yellow analog clock with a white face and black numbers. The hour hand is pointing at 2 and the minute hand is pointing at 12. Below the clock, the text 'Answer' is in an orange box, followed by the time '2:00' underlined, and 'Next' in another orange box.

What time is it?



Answer 7:30 Next

This card features a brown analog clock with a white face and black numbers. The hour hand is between 7 and 8, and the minute hand is pointing at 6. Below the clock, the text 'Answer' is in a dark brown box, followed by the time '7:30' underlined, and 'Next' in another dark brown box.

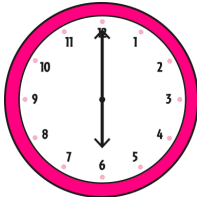
What time is it?



Answer 4:30 Next

This card features a blue and yellow alarm clock. The hour hand is between 4 and 5, and the minute hand is pointing at 6.

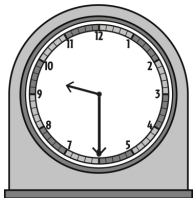
What time is it?



Answer 6:00 Next

This card features a pink clock face. The hour hand is pointing at 6 and the minute hand is pointing at 12.


What time is it?



Answer 9:30 Next

This card features a grey clock face. The hour hand is between 9 and 10, and the minute hand is pointing at 6.

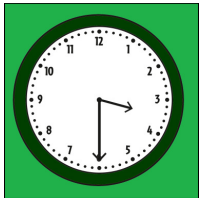
What time is it?



Answer 8:30 Next

This card features a black alarm clock. The hour hand is between 8 and 9, and the minute hand is pointing at 6.


What time is it?



Answer 3:30 Next

This card features a clock face with a green border. The hour hand is between 3 and 4, and the minute hand is pointing at 6.

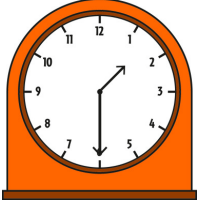
What time is it?



Answer 10:00 Next


This card features a clock face with a cyan border. The hour hand is pointing at 10 and the minute hand is pointing at 12.

What time is it?



Answer **1:30** Next

What time is it?



Answer **12:00** Next

Terms of Use

- You may use this game for your classroom.
- Please do not share if you did not purchase multiple licenses. Do not alter them in any way.
- Please do not copy or resell my products!
- Please provide feedback! Go to "[My Purchases](#)" and click "[Provide Feedback](#)". Earn TPT Credit for future purchases!
- Please vote for my product!
- Become a follower on [TpT](#), [Pinterest](#), [YouTube](#), [my Blog](#), and [Facebook](#) to win prizes.

Happy Teachings!

Credentials

- Clock Clip Art by [Zip-A-Dee Doo-Dah Designs](#)
- Background by [PowerPoint Gaming \(Bumpy Backgrounds\)](#)
- Free Fonts by [Khrys Bosland](#)

