

WORD FAMILIES
TIC-TAC-TOE
GAME

-OW WORDS

RF.K.2

WHICH GAME?

Game 1 **Game 2**

Game 3 **Game 4**

How to Use

HOW TO PLAY

- There are 4 games:
 - **Game 1**
 - **Game 2**
 - **Game 3**
 - **Game 4**
- Like regular Tic-Tac-Toe, try to get 3 in a row to win.
- Click on a square to go to your first word.
- Say the word correctly.
- If the word is said correctly, click on the team's respective letter (X or O).
- If the word is wrong, give it to other team.
- Click on the correct O or X.
- When clicking on the "O", click on it, **NOT IN THE CENTER!**
- Click "**Stop**" to end the game.
- Click "**Home**" to choose the game mode.
- Click "**Main Menu**" to go to title screen.

Game Board #1

bow	cow	chow
how	now	meow
plow	vow	wow


HOME
STOP

By purchasing this product, you agree not to share, resell, copy, or alter this product in anyway. You agree not share without the purchase of multiple licenses. All sales final.

Game Board #2

HOME

STOP




wow	vow	plow
meow	now	how
chow	cow	bow

© Teacher Gameroom 2020

Game Board #3

HOME

STOP




bow	wow	how
plow	cow	meow
now	vow	chow

© Teacher Gameroom 2020

Game Board #4

HOME

STOP



now	meow	bow
cow	plow	vow
wow	chow	how

© Teacher Gameroom 2020

Terms of Use

By purchasing this license, you agree not to share, resell, copy, or alter this product or the games included in any way. This product is nontransferable. You do not own the games. Only the right to use them in the classroom. All games, clip art, and other elements are copyrighted by law. This product may not be distributed or displayed digitally for public view. Failure to comply is a copyright infringement and a violation of the Digital Millennium Copyright Act (DMCA). Clipart and elements found in this product are copyrighted and cannot be extracted and used outside of this file without permission or license.

Clip Art and Fonts by:



© Teacher Gameroom 2020