

WORD FAMILIES

TIC-TAC-TOE GAME

-ump WORDS




RF.K.2

WHICH GAME?

Game 1 **Game 2**

Game 3 **Game 4**

How to Use

HOW TO PLAY


- There are 4 games:
 - **Game 1**
 - **Game 2**
 - **Game 3**
 - **Game 4**
- Like regular Tic-Tac-Toe, try to get 3 in a row to win.
- Click on a square to go to your first word.
- Say the word correctly.
- If the word is said correctly, click on the team's respective letter (X or O).
- If the word is wrong, give it to other team.
- Click on the correct O or X.
- When clicking on the "O", click on it, **NOT IN THE CENTER!**
- Click "**Stop**" to end the game.
- Click "**Home**" to choose the game mode.
- Click "**Main Menu**" to go to title screen.



Game Board #1

HOME

STOP




word	word	word
word	word	word
word	word	word

By purchasing this product, you agree not to share, resell, copy, or alter this product in anyway. You agree not share without the purchase of multiple licenses. All sales final.

Game Board #2

HOME

STOP




word	word	word
word	word	word
word	word	word

© Teacher Gameroom 2020

Game Board #3

HOME

STOP




word	word	word
word	word	word
word	word	word

© Teacher Gameroom 2020

Game Board #4

HOME

STOP



word	word	word
word	word	word
word	word	word

© Teacher Gameroom 2020

Terms of Use

By purchasing this license, you agree not to share, resell, copy, or alter this product or the games included in any way. This product is nontransferable. You do not own the games. Only the right to use them in the classroom. All games, clip art, and other elements are copyrighted by law. This product may not be distributed or displayed digitally for public view. Failure to comply is a copyright infringement and a violation of the Digital Millennium Copyright Act (DMCA). Clipart and elements found in this product are copyrighted and cannot be extracted and used outside of this file without permission or license.

Clip Art and Fonts by:



© Teacher Gameroom 2020