

# Working with L Blends

Find the *Star* Game

GO

RF.1.2b



© 2015 Powerpoint Gaming

# How to Play

GO

- Divide your class into groups. Choose a group to go first.
- Start with the first question.
- Click "Answer" box for answer.
- Click "Board" to go back to scoreboard.
- If answered correctly, go to the scoreboard and choose a square that you think the *star* is hiding behind.
- The first team to find the most stars wins.
- Click "Stop" to quit the game at any time.
- Click "Done" when all questions have been answered.
- Questions already answered disappear automatically.

© 2015 Powerpoint Gaming

# Question Board

Questions

1

Done


STOP

?	?	?	?	?
?	?	?	?	?
?	?	?	?	?
?	?	?	?	?

© 2015 Powerpoint Gaming

# Question 1

Look at the image below. What blend do you hear?




blanket

Answer

Board

© 2015 Powerpoint Gaming

**Question 2**  
Look at the image below. What blend do you hear?




plant

Answer Board

© 2015 Powerpoint Gaming

**Question 3**  
Look at the image below. What blend do you hear?




clam

Answer Board

© 2015 Powerpoint Gaming

**Question 4**  
Look at the image below. What blend do you hear?




sleigh

Answer Board

© 2015 Powerpoint Gaming

**Question 5**  
Look at the image below. What blend do you hear?



flag

Answer Board

© 2015 Powerpoint Gaming